

Regional Advisory Committee (RAC)

The Regional Advisory Committee (RAC) shares best practices and develops opportunities for networking by acting as a liaison between business/industrial sectors, communities and the SEDC, thereby assisting with the foundation of collaborative partnerships. The committee is comprised of representatives from the municipalities covered by this newsletter, as listed below.

Municipality of Arran-Elderslie

Phone: 519-363-3039

Email: info@arran-elderslie.ca

Township of Chatsworth

Phone: 519-794-3232

Email: psinnamon@chatsworth.ca

Municipality of Brockton

Phone: 519-881-2223

Email: ppeirol@brockton.ca

Town of Minto

Phone: 519-338-2511

Email: info@town.minto.on.ca

Municipality of South Bruce

Phone: 519-392-6623

Email: clerk@southbruce.ca

Township of Southgate

Phone: 519-923-2110

Email: info@southgate.ca

Township of Wellington North

Phone: 519-848-3620

Email: township@wellington-north.com

Municipality of Grey Highlands

Phone: 519-986-1216

Email: info@greyhighlands.ca

Municipality of West Grey

Phone: 519-369-2200

Email: info@westgrey.com

Town of Hanover

Phone: 519-364-2780

Email: amarshall@hanover.ca

Editor's Comments

The six economic indicators measured in the 2nd half showed that 2018 was a year of growth and stability. The agri-sector shows that fewer and fewer small farms are in operation with the age of the operators increasing. It will be very interesting to see what is in store for our rural communities in 2019.

We will share results for the 1st half of 2019 in the next edition of The Saugeen Economy newsletter coming in July.

Positive 2018 Indicators



Unemployment
Down



Social Assistance
Down



Real Estate Sales
Up

Negative 2018 Indicator



Building Permits
Down



New Motor Vehicle Sales
Down



Saugeen Economic Development Corporation
A Community Futures Development Corporation

Phone: 519-799-5750 or 1-877-335-7332 (SEDC)

Email: info@sbdcc.ca • Website: www.sbdcc.ca



The Saugeen Economy

2018

2nd Half



Front cover: Farm in Arran-Elderslie, photo courtesy of SEDC

Saugeen Economic Development Corporation
in Partnership with the
Regional Advisory Committee

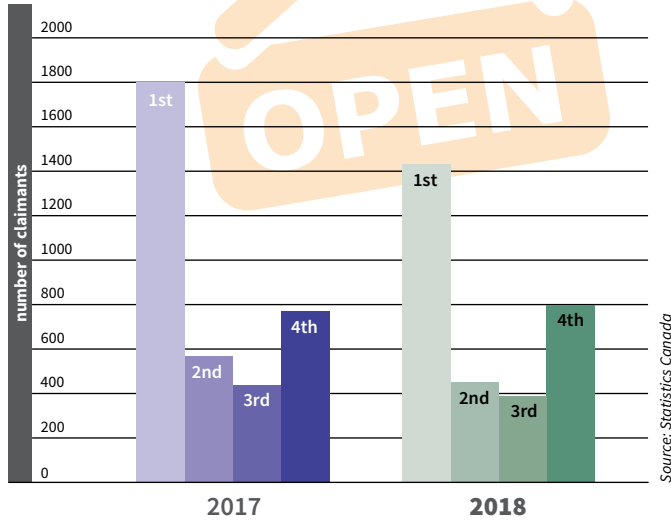


A COMMUNITY FUTURES DEVELOPMENT CORPORATION

Unemployment Saugeen

2ND HALF OF 2018 – POSITIVE TREND FOR SAUGEEN AREA!

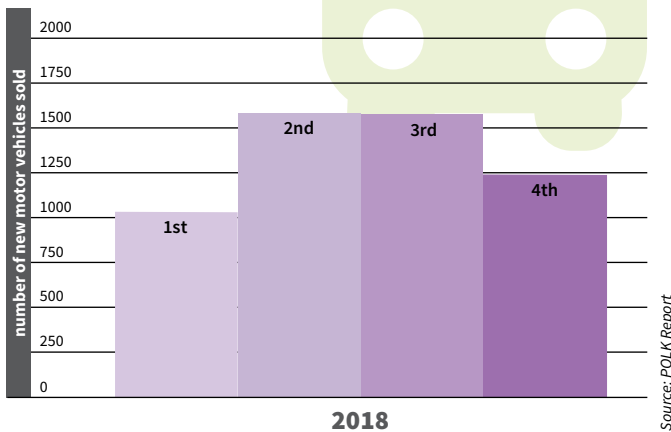
At the end of December 2018 there were 800 claimants for employment insurance compared to 770 in December of 2017, however, 2018 had an average decrease of 135 persons (14%) when comparing to 2017. Ontario had a decrease of 22%.



New Motor Vehicle Sales Local Area

HIGHER SALES PERCENTAGE THAN REST OF PROVINCE!

At the end of 2018, local sales were 5,440 units. The 2nd half of 2018 outperformed the 1st half by a 7.7% increase, or 204 units. By comparison, Ontario-wide sales had a decrease of 2.7% versus the 1st half of 2018.



Agri-Sector Saugeen

FARMING NEEDS NEW SEEDS TO GROW!

For the 10-year period from 2006 to 2016, the number of farms (70 – 129 acres) decreased by 16.5%. During the same time period, the age of the operators 55 years+ increased.

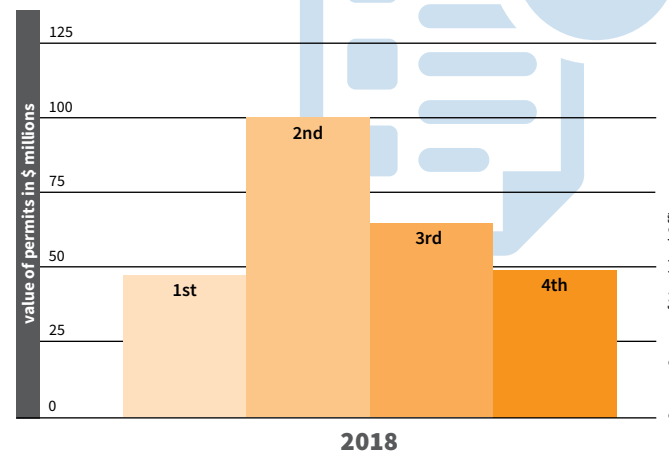


NOTE: The information in this newsletter was deemed accurate at the time of printing. We have made every effort to ensure the accuracy of the contents of this document, and accept no responsibility for errors or omissions.

Building Permits Saugeen

WINTER BRINGS A SLOWER PACE

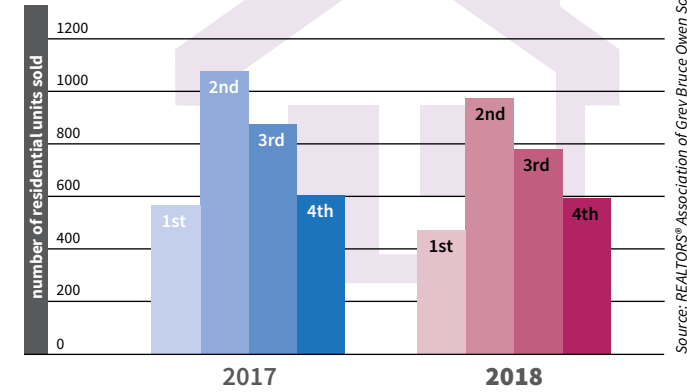
The value of building permits issued in the 2nd half of 2018 fell 23.1%, or \$34.2 million, when compared to the 1st half of 2018.



Real Estate Sales Grey/Bruce/Owen Sound

SELLERS MARKET REMAINS STRONG

In the 2nd half of 2018, the residential front had an increase in total sales of \$24.1 million with 70 fewer units sold than during the 1st half of 2018. Total value of non-residential sales (agriculture, vacant land and commercial/industrial) in the 2nd half of 2018 was \$111.7 million, up \$29 million from the 1st half of 2018. Total value of all real estate sales at the end of 2018 was \$ 1.2 billion, up \$73 million in comparison to 2017.



Social Assistance Grey/Bruce/Owen Sound/Wellington County*

* Not including the city of Guelph

A DECREASE IS A GOOD SIGN!

In the 1st half of 2018, an average of 4,001 caseloads was reported. In the 2nd half of 2018, an average of 3,824 caseloads was reported. This represents a decrease of 177 cases.

